



Culture Pot MITO

By our newsletter "Culture Pot MITO,"
we provide useful Information for foreign residents living in Mito.
It is our goal to build a happy and safe community for every citizen
with a different nationality, culture and language.

Contents

- **Events**
 - **Information**
 - **Golden Week holidays(GW)**
 - **Taste of spring 「山菜(sansai)」**
 - **Leaflets**
- Japanese Class Information**
Garbage Collection Rules
Residence Card
Vehicle Tax / Light Vehicle Tax




▼ Photo:
Event for reading books for children

Petit Japanese



Spring Weather




◆ Haru-ichiban 春一番 (The first spring) : The first strong southern storm of the year that blows on February to March.

◆ Sakura Zensen 桜前線 (The cherry blossom front) : The front line connecting the spots where cherry blossoms bloom on the same day. The front proceeds from south to north.

◆ Haru-meku 春めく (become spring-like) : Said when it is beginning to feel like spring.

◆ Youki 陽気 : sunny warm weather.

◆ -biyori ○○日和 : Good day for ○○. "Today is sampo-biyori (good for walking)."



You can view Culture Pot MITO on your smartphone or tablet.

【Online version】 <https://mitoic.or.jp/en/archive/culture.html>



Events



- Mito Cherry Blossom Festival** from late March to early April

Where Senba koen Mito-shi Senba-cho Sakura-gawa Sakura-yama Mito-shi Migawa 干波公園(水戸市 干波町), 桜川, 桜山(水戸市 見川),
Ibaraki Prefectural Office Mito-shi Kasahara-cho Rokujizouji Mito-shi Rokutanda-cho 茨城県庁(水戸市 笠原町), 六地藏寺 temple(水戸市 六反田町) etc...
- Spring flowers in Hitachi Seaside Park**

Daffodils early March to mid-April **Tulips** middle to end of April

Nemophila mid-April to early May

Where Kokuei Hitachi Kaihin Koen Hitachinaka-shi Mawatari Aza Onuma 国営ひたち海浜公園 (ひたちなか市 馬渡字大沼 605-4)
- Kasama Pottery Festival** Hi-Maturi “陶炎祭” Apr.29-May 5

Where Kasama Craft Hills



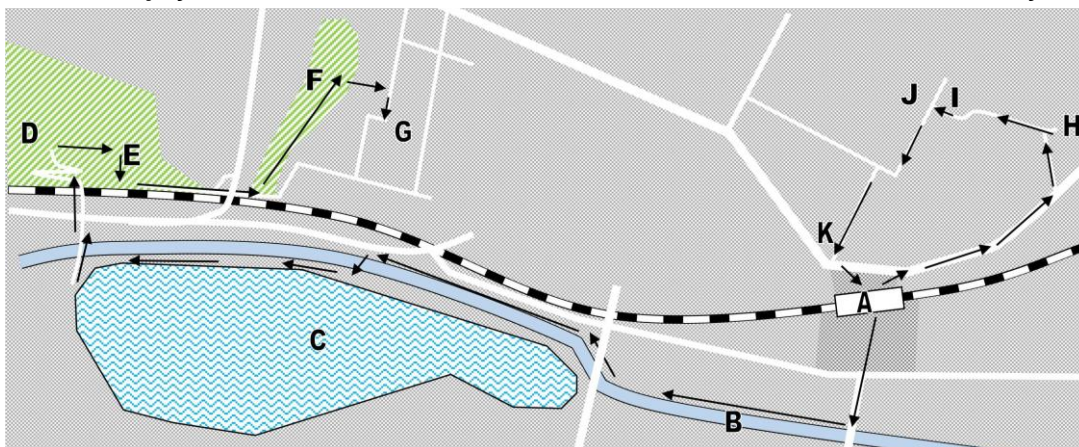
Information



Spring is coming! Sunny days in spring are good for walking.
 Here are some spring walking courses.

- ① (A)Mito Station→(B)Sakura-gawa River→(C)Lake senba→
 (D)Kairakuen Park→(E)Tokiwa Shrine→
 (F)Nishi-no Tani Park→(G)Mito City International Center (1 hour 30min.)
 You can see cheery blossoms at Mito Int'l Center!
- ② (A)Mito Station→(H)Gate of the Mito Castle Yaku-I-Mon “薬医門”→(I)Ni-no-Maru
 Exhibition Hall of Mito Castle Kodokan→(J)弘道館→
 (K)Icho-zaka (Ginkgo Slope)→(A)Mito Station (45min.)

Enjoy a historical view of Mito Castle and beautiful cherry blossoms.



Golden Week holidays (GW)



What is Golden Week?

Golden Week is a period of the year in Japan containing many national holidays. It starts in late April and continues into early May.

When is Golden Week in Japan 2023?

In 2023, Golden Week is start from April 29th to May 7th. However, the dates change depending on the year.

What national holidays make up Golden Week?

- Showa Day (April 29th)

April 29th is a birthday of the Emperor Showa (Hirohito).

In Japan, we have our own unique calendar system using names for different imperial eras. The period from 1926 to 1989 is called Showa.

Showa was, through a period of turmoil and an age of drastic growth for Japan, so this holiday was designated to look back on Showa era and think about the future of Japan.

- Constitution Memorial Day (May 3rd)

On May 3rd, 1947, the constitution of Japan was ratified.

To celebrate it, May 3rd was designated a national holiday.

- Greenery Day (May 4th)

In April through May, the weather grows warm and many plants begin to grow.

Greenery Day is a day to be grateful for the blessings of spring and nature.

- Children's Day (May 5th)

On Children's Day, we celebrate children's health and happiness.

Families with a boy set up carp streamers and display ornamental helmets to celebrate boy's healthy growth on this day.

(Also, we have a day for girls in March which is called Hinamatsuri when we celebrate girls' healthy growth and happiness.)


Have a good Golden Week!



Residence Card

This card is issued to foreign nationals residing in Japan who have been granted resident status. Foreign nationals who plan to stay more than three months are referred to as “**mid-to long-term residents.**”

Any **mid- to long-term resident** who holds a Residence Card will need to notify the Tokyo Regional Immigration Bureau (入管^{Nyukan}) Mito Branch Office if any of the life changes listed below occur:



1. Change of name, date of birth, gender, nationality or region

- **When:** Within **14 days** of the change
- **What to bring:** Your passport, photo and residence card

2. Your Residence Card is about to expire or has expired.

- **Who:** a) Permanent resident or b) Anyone turning 16 years old. At age 16, residence cards expire on his/her birth date.
- **When:** a) Available to apply two months before the expiration date.
b) Available to apply six months before the expiration date.
- **What to bring:** Your passport, photo and residence card

3. Your residence card is lost, stolen, severely damaged.

- **When:** Within **14 days** from the incident
- **What to bring:** Your passport, photo, and damaged residence card.

If the card was lost or stolen, obtain and bring a certificate of Lost Property issued by the Police.

4. In the event your employer/organization (employer or educational institution) has changed its name/location, or has gone bankrupt. You have left such an organization (termination of contract), or have transferred to a different organization (new contract).

- **Who:** Residents with employment status titles, such as “Engineer,” “Specialist in Humanities/International Services,” “Skilled Labor,” “Researcher,” “Instructor,” or those with learning status, “Student” or “Trainee”
- **When:** Within **14 days** from the change
- **What to bring:** The official notification form, and your residence card

5. You are no longer with your spouse because of divorce or death.

- **Who:** Resident status, such as “Dependent”, “Designated Activities”, “Spouse or Child of Japanese National”, or “Spouse or Child of Permanent Resident”
- **When:** Within **14 days** from the change of circumstance
- **What to bring:** The official notification form, and your residence card

※ If situation 4 or 5 applies to you, you may notify authorities of the incident or change by sending mail or an email of the notification form and a photocopy of your residence card to the Tokyo Regional Immigration Bureau.

For details, please visit:

http://www.immi-moj.go.jp/newimmiaact_1/index.html (multi-lingual info available)

Tokyo Regional Immigration Bureau


Mito Branch Office

Address Mito-shi kitami cho 水戸市 北見町1-1 Mitohomusogochosha kai 水戸法務総合庁舎1階 TEL 029-300-3601

Monday to Friday (except holidays), Business hours 9am - 3pm.

※Currently business hours are shortened due to COVID-19.

Vehicle Tax / Light Vehicle Tax



In Japan, the vehicle / light vehicle tax is imposed on all persons who own a car or a motorbike as of April 1st. “Persons who own a car or a motorbike” here refers to either the OWNER (shoyu-sha 所有者) or the USER (shiyo-sha 使用者) of the vehicle that he/she actually drives. If you have received a tax notice (nozei-tsuchisho 納税通知書), usually issued early May, it means you are registered as an owner / a user of the vehicle and are liable to pay the tax. Please pay the tax, using this notice, at a nearby financial institution, convenience store, etc. **Payment is due by May 31 every year.**

NOTE Missing the deadline will result in paying overdue charges!



The tax notice contains both a bill and a receipt. The certificate (receipt), issued in return for tax payment, is required at the time of car inspection. It should be kept for another year. As for the vehicle tax, if you have made a full payment for the whole year but dispose of your car in the middle of the year, the tax paid to cover the remaining months will be reimbursed.



Make sure to submit a car disposal notification*.

*Notification can be made for either temporary deregistration or permanent deregistration.

You can do it yourself, but we recommend to ask a dealer.

Vehicle tax (jidosha-zei 自動車税)

Applies to cars with white license plate, trucks.

TEL 029-221-6768 / Prefectural Tax office kenzei-jimusho 県税事務所 (in Japanese only)

Light vehicle tax (keijidosha-zei 軽自動車税)

Applies to cars with yellow license plate, motorbike.

TEL 029-232-9138 / City hall shiminzei-ka 市民税課 (in Japanese only)



Garbage Collection Rules



Garbage trucks collect your household garbage regularly. The pick-up day and place are fixed depending on where you live. Please make sure with the city office or your neighbor to find the correct pick-up day and place.

Please take out the garbage until by 8:00am.

Please sort and discard your garbage as below.

Category	Classification		How to discard	How often	Where
Combustible	Combustible waste		Designated yellow bag or sticker	Twice/week	Pick-up spot
Non-burnable	Non-burnable waste		Designated light blue bag or sticker	Twice/month	
Recyclable A	Paper	Newspaper	Bundle with string		
		Cardboard			
		Other kinds of paper			
		Cartons			
	Fabrics		Transparent/ Semitransparent bag	Four times/ Month	
	Bottles/Cans				
Recyclable B	PET bottles				
	White styrofoam trays				
Plastic	Plastic containers and packaging, including those with colors				
Small electric appliances	Mobile phone, Camera, etc.		Recycling box		Base spot※
Hazardous	Batteries		Transparent/ Semitransparent bag	Twice/ month	Pick-up spot
	Fluorescent tubes, Bulbs, Clinical thermometers				
	Spray cans, Gas lighters, etc.				
Bulk	Bulky wastes		Make an appointment for pick-up		

※ Located at City Hall, supermarkets, Civic Centers, etc. in the city

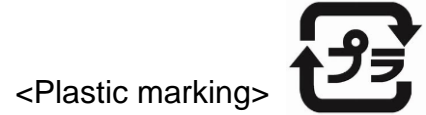
Mito City is promoting recycling waste to produce more resources!!



Garbage to be additionally sorted out for recycling

White flat styrofoam trays: White colored trays on which meat, fish or vegetables are placed for sale. Colored food trays or those with color patterns are excluded.

Plastic containers/packaging: Containers or packaging, identifiable with the plastic marking as right.



For example, bowls/cups for instant noodle, grocery bags containing candies, etc., colored trays or those with patterns, containers for tofu or mushrooms, Natto, bottles or refill bags for detergent or shampoo, wrapping films, Styrofoam, and more.

Garbage sorted => Take to a designated spot

Recyclable garbage:

- 1 Paper: ①Newspaper, ②Cardboard, ③Other kinds of paper, ④Cartons
 - Sort into the four groups as above, and tie each crosswise with a string.
 - 2 Fabric: Cloth / Clothes made of cotton, silk, hemp or chemical fiber
 - Tie all together crosswise with a string.
 - 3 Glass bottles / Cans:
 - 4 PET bottles:
 - 5 White plastic trays:
 - 6 Plastic containers and packaging:
 - 7 Small electric appliances: Cellphone, digital / video camera, IC recorder, etc.
 - Put only those that can go through an opening (15x30 cm) in Recycling Box.
- } • Place wastes, rinsed and dried, in a transparent or semitransparent bag.

Burnable garbage:

Food scraps, paper trash, futon mats
leather items, etc.

- Put in Yellow Bag or
- Affix Yellow Ticket



Non-burnable garbage:

China, cutlery, umbrella, broken glass,
cosmetic bottles, etc.

- Put in Light Blue Bag or
- Affix Light Blue Ticket



- ※ Garbage collection bags and garbage disposal tickets designated by Mito City can be purchased at supermarkets or convenience stores within the city.
- ※ Garbage that is too large to fit in the designated trash bag must bear the disposal ticket.

Hazardous garbage

- 1 Batteries including button cells,
- 2 Florescent tubes, thermometer containing mercury, etc.,
- 3 Spray cans, gas lighters, gas cartridges, etc.,
 - Sort garbage into three groups as above and place each in a transparent or semitransparent bag.



Bulk garbage → Make an appointment for curbside pick-up

Bulk garbage: Large or heavy wastes such as furniture, tatami mats, ovens, etc.

- ① Call (☎029-350-8101) to fix the pick-up date and obtain your request number.
- ② Purchase “Bulk Waste Disposal Ticket.” (¥500/ticket)

Disposal charges vary depending on weight.
- ③ Affix the ticket on a readily visible surface, with the number and your name.
- ④ Place out at the curb by 8:00am on the appointed day.



※ You may take your bulk waste to the incineration plant “Ecomit.”

Address: Shimoirino-cho 2100, Mito City ☎029-297-6760

Hours open: 8:30am-12:00pm, 1:00pm-5:00pm, Fee: ¥130/10kg

Garbage not collected by City → Make a special arrangement

- 1 Four items of household appliances: ① Air conditioners, ② TVs, ③ Refrigerators / Freezers, ④ Washing machines / Clothes dryers
- 2 Personal computers
 - When discarding the five specified items listed above, contact electric shops that handle these items or the manufacturer of your used appliance. Special steps must be taken in accordance with Home Appliance Recycling Law.
- 3 Waste items in bulk, generated from house removal, etc.
 - When discarding items in quantity, carry yourself to the incineration plant, or ask private refuse disposal service or your moving company in case of removal.

For details, please see “Separation and Disposal of Garbage after April 2020,” available in Japanese, English, Chinese and Korean at: <https://www.city.mito.lg.jp/001133/001186/p020636>.

Inquiry: Garbage Reduction Section ☎029-232-9114 (in Japanese only)

Japanese language Class

At the Mito International Center, various Japanese language classes for foreign people are held by different volunteer groups.

Day	Name of Group	Class Levels
Tue	Orbis	Beginners, Intermediate, Conversation, Hiragana, Kanji
Wed	Friendly Neighbor	Beginners, Intermediate, Upper Intermediate
	MESA Friendship	Kanji, Hiragana, Katakana, Simple Daily Conversation
Thu	Sophia	Beginners, Beginners' Intermediate
Fri	MESA Friendship	Beginners, Intermediate, Upper Intermediate
Sat	L'avenir	Beginners, Intermediate, Advanced

TIME: 10am – 12pm (2 hours) FEE per class: ¥100~¥500

- No reservation is necessary, but please inform us of your first visit in advance.
- Classes are held in Japanese based on a nationally accredited teaching method.
- There are several volunteer teachers in each class (1 to 3 students per teacher).
- You can join the class whenever you wish, and as many classes as you wish—on a particular day or even every day!

Hiragana



Kanji



3月 MAR.

日	月	火	水	木	金	土
SUN	MON	TUE	WED	THU	FRI	SAT
			①	②	③	④
5	6	⑦	⑧	⑨	⑩	⑪
12	13	⑭	⑮	⑯	⑰	⑱
19	20	21	22	⑳	24	25
26	27	28	29	⑳	31	

4月 APR.

日	月	火	水	木	金	土
SUN	MON	TUE	WED	THU	FRI	SAT
						1
2	3	4	5	⑥	⑦	⑧
9	10	⑪	⑫	⑬	⑭	⑮
16	17	⑱	⑲	⑳	㉑	㉒
23	24	㉕	㉖	㉗	㉘	29
30						

5月 MAY

日	月	火	水	木	金	土
SUN	MON	TUE	WED	THU	FRI	SAT
	1	2	3	4	5	⑥
7	8	⑨	⑩	⑪	⑫	⑬
14	15	⑯	⑰	⑱	⑲	⑳
21	22	㉓	㉔	㉕	㉖	㉗
28	29	⑳	㉑			



Class open



No class



Night class only

The yearly holiday schedule is found on the Mito International Association website at: <https://mitoic.or.jp/jp/info/3059.html>

よる へや にほんご夜の部屋

みとし みとし ちか
水戸市と水戸市の近くに ★
す がいこくじん
住んでいる外国人のみなさん

にほんじん にほんご はな
日本人と日本語で話しましょう！ ★

にほんご じょうず
そして日本語が上手になりましょう！

いつ

まいしゅう もくようび
毎週 木曜日
6:30~8:00PM

どこ

みとしこくさいこうりゅうせんたー
水戸市国際交流センター

いくら

むりょう
無料 (¥0)



しゅさい
主催：にほんご水戸の部屋

だいひょう いいの れいご ときわだいがくにほんごきょういん
代表：飯野 令子 (常磐大学日本語教員)

といあ みとしこくさいこうりゅうきょうかい みとしびぜんまち
問合わせ：水戸市国際交流協会 (水戸市備前町 6-59)

☎(029)221-1800
mcia@mito.ne.jp



にほんご しよきゅう
日本語プレ初級クラス 日语入門课程

JAPANESE LANGUAGE PROGRAM for Beginners

Mito International Center

にほんごきょうしつ しよきゅう
日本語教室「プレ初級」クラス
にほんご はじめて べんきょうする ひと
日本語を はじめて 勉強する 人のための クラスです。
プロの にほんご きょうし おし
プロの 日本語の 教師が 教えます。



Japanese language program “Pre-Beginners class”

This program is for those who have just begun their Japanese studies.

Professional Japanese language Instructors

Studying basic and simple Japanese for daily life

日语课程“Pre 基础班”（日语入门）

本课程适合第一次学日语的人。

专业的日语老师指导。

学习日常生活中的基本和简单的日语



2023-2024年^{ねん}

第1期 (1st term) 4月 April & 5月 May

第2期 (2nd term) 7月 July & 8月 August

第3期 (3rd term) 10月 October & 11月 November

第4期 (4th term) 2月 February & 3月 March

すいようび もくようび しゅうかん けい かい
水曜日と木曜日 10:00~12:00 (6週間 計12回)

Wednesday & Thursday 10:00 to 12:00 (6 weeks Total: 12 times)



ひょう かね えん きょうかしょ えん けい えん
費用(お金) 1,000円 + 教科書1,650円 計2,650円

Fee - ¥1,000 for all Lessons + Textbook ¥1,650 Total ¥2,650

にほんご放課後の部屋

にほんごほうかごのへや

にほんご べんきょう こま
日本語で勉強することに困っている
しょうがくせい ちゅうがくせい こうこうせい
小学生、中学生、高校生のみなさん

にほんじん こうこうせい だいがくせい しゅくだい がっこう べんきょう てつだ
日本人の高校生や大学生が、宿題や学校の勉強を手伝います。
にほんご べんきょう にほんご じょうず
日本語で勉強しながら、日本語が上手になりましょう。



まいしゅう もくようび
いつ：毎週 木曜日 4：00～5：30PM

みとしこくさいこうりゅう せんたー
どこ：水戸市国際交流センター

むりょう
いくら：無料（¥0）

しゅさい みと へや
主催：にほんご水戸の部屋

だいいょう いいのわいご とくわだいがくにほんごきょういん
代表：飯野令子（常磐大学日本語教員）

といあ みとしこくさいこうりゅうきょうかい みとしびぜんまち
問合わせ：水戸市国際交流協会（水戸市備前町 6-59）

TEL：(029) 221-1800 / E-mail：mclia@mlto.ne.jp



Mito International Center's Japanese Classes

■ Please check first!

Q1. Have you ever studied Japanese?

Q2. Can you introduce yourself?

Q3. Can you read Hiragana?

Q4. Can you write Hiragana?



Yes

No

No

✿ Please join the pre-beginner's class (See next page ⇒)

★ This program is for the super beginner.

★ Professional Japanese language Instructors

★ Studying basic and simple Japanese for daily life

✿ You can join in Regional Japanese Classes.

★ Volunteer staff teach in Japanese.

★ There are beginner to advanced classes.

★ There are also conversation or Kanji classes.

★ Please contact us beforehand.

★ 1 teacher to 3 students

★ You can participate on any day. (You can participate every day if you like.)



● Schedule on March to May ●

3月 MAR

日	月	火	水	木	金	土
SUN	MON	TUE	WED	THU	FRI	SAT
			①	②	③	④
5	6	⑦	⑧	⑨	⑩	⑪
12	13	⑭	⑮	⑯	⑰	⑱
19	20	21	22	23	24	25
26	27	28	29	30	31	

※23, 30(Thu.) → 放課後 & 夜のみ

(Night Class Only) (4pm-, 6:30pm-)

○ → 日本語クラスあり class open

4月 APR.

日	月	火	水	木	金	土
SUN	MON	TUE	WED	THU	FRI	SAT
						1
2	3	4	5	⑥	⑦	⑧
9	10	⑪	⑫	⑬	⑭	⑮
16	17	⑱	⑲	⑳	㉑	㉒
23	24	㉔	㉕	㉖	㉗	29
30						

5月 MAY

日	月	火	水	木	金	土
SUN	MON	TUE	WED	THU	FRI	SAT
	1	2	3	4	5	⑥
7	8	⑨	⑩	⑪	⑫	⑬
14	15	⑯	⑰	⑱	⑲	⑳
21	22	23	24	25	26	27
28	29	30	31			

かようび 土曜日
火 ~ 土 tue - sat : 10am-12pm

もくようび 木
木 thu : 10am-12pm, 4-5:30pm(for kids), 6:30-8pm

Taste of spring 「山菜」



^{sansai} 山菜 are plants that grow wild in mountains and fields. ^{sansai} 山菜 are safe to eat.

Here are popular ^{sansai} 山菜 that can be eaten in the springtime.



Warabi



Zenmai



Taranome



Fukinotou

【Ways to eat ^{sansai} 山菜】

Tempura is the best. The freshly fried, crispy texture and bittersweet aroma spreads across your taste buds.

【Let's go to JA Farmer's Market!】

^{sansai} 山菜 can be purchased at the Japan Agricultural (JA) Farmer's Markets. JA Farmer's Markets have freshly picked produce available. Let's check one out!

【List of JA Farmer's Markets in Mito】

★ ^{Tuchikko Kawawada} つちっこ河和田 <https://www.mt-ib-ja.or.jp/shop/kawawada.html>

★ ^{Watari no Marche Watamaru} 渡里のマルシェ「わたまる」 <https://www.mt-ib-ja.or.jp/shop/watari.html>

★ ^{fresh sakado} フレッシュさかど <https://www.mt-ib-ja.or.jp/shop/fresh-sakado.html>

Mito City International Association (MCIA)

Tuesday-Sunday, 9am-9pm
(Closed: Mondays, National Holidays)

Add 〒310-0024 ^{Mito-shi Bizen-machi} 水戸市 備前町6-59
Mito International Center

TeI 029-221-1800

Fax 029-221-5793


Email mcia@mito.ne.jp

H P <https://mitoic.or.jp>

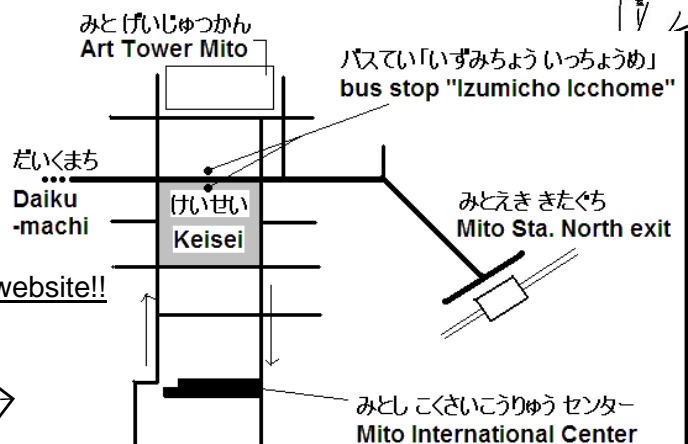


Our website!!

Please forward us any opinions or suggestions you may have!



Feel free to drop by!



Take a bus from Mito station North exit, bus terminal #4~7 ⇒ 5mins ⇒ "Izumicho Icchome" 泉町一丁目